

ENGINE

Complies with European Directive	97/68 CE - STAGE 3	97/68 CE - STAGE 4F
Max Power	HP - kW 151 - 111	HP - kW 147 - 108
Regimen adjusted	rpm 2200	rpm 2200
Number of cylinders	4 charged intercooler	4 charged intercooler
Injection	Direct and electronic	Direct and electronic
Intake	Turbo	Turbo
Displacement	cc. 4800	cc. 4800
Cooling	Water	Water
Air filter with double protection	Dry	Dry
Electrical equipment	12 volt	12 volt
Free maintenance battery	180 Ah	180 Ah
Self regulated alternator	1140 W	1140 W
Fuel tank capacity	180 l	180 l
Water radiator	Hydraulic fan	Hydraulic fan

TRANSMISSION

High-pressure, closed-loop hydrostatic transmission, with automatic adjustment of power, pump at variable capacity, n°2 hydraulic motors with axial pistons at variable displacement. Inching hydraulic control for traction regulation, modulating, integrated in the service brake pedal.

3 speeds forwards and 3 speeds backwards with electric control on the steering wheel and on the joystick with the possibility to change speed and reverse in motion and under load (HYDROSTATIC SHIFT).

SPEED

		1 st	2 nd	3 rd
Forwards	Km/h	0 ÷ 5	0 ÷ 18	0 ÷ 40
Backwards	Km/h	0 ÷ 5	0 ÷ 18	0 ÷ 40

AXLES

With epicycloid reduction on all four driving wheels.

Front axle: rigid with automatic proportional self-locking differential.

Rear axle: oscillating of a 25° total range tilting and automatic proportional self-locking differential.

BRAKES

Duty brakes: with hydraulic control on all four wheels at multiple disks under oil bath integrated in the axles with 2 independent circuits.

Parking brakes: electro-hydraulic automatic negative brake, integrated in the axle, electro-hydraulically acting on the front axle.

HYDRAULIC SYSTEM

Composed by: two hydraulic gear plus piston pumps, with variable displacement when power changes and gear pump fan drive control; modular distributor with priority valve for steering pressure and shock-proof and anticavitation valves on uses.

Max hydraulic pumps capacity:	158 l
Max work pressure:	260 Kg/cm ²
Loader lifting cylinder:	Bore x Stroke 110 x 750 mm
Loader bucket cylinder:	Bore x Stroke 120 x 490 mm
Oil tank capacity:	70 l
Heat exchanger:	hydraulic fan

STEERING

Servo assisted, with steer motor at double displacement and articulated chassis. Total steering angle of 80°. The steering hydraulic system is "Load Sensing" equipped with valve on the primary pump.

TYRES

Standard:	20,5 - 25
Optional:	20,5 R25

LOADER

Single electronic servo control lever for arm and bucket.
Electronic bucket floating and levelling "Z" boom kinematics.

DIMENSIONS

Wheelbase	2900 mm
Front and rear track width	1860 mm
External tyres width	(with 20,5 x 25) 2440 mm

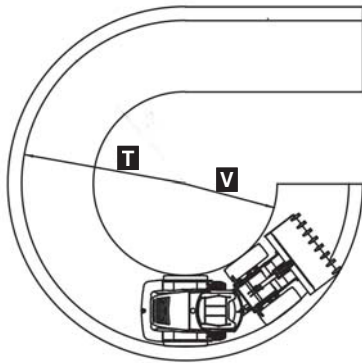
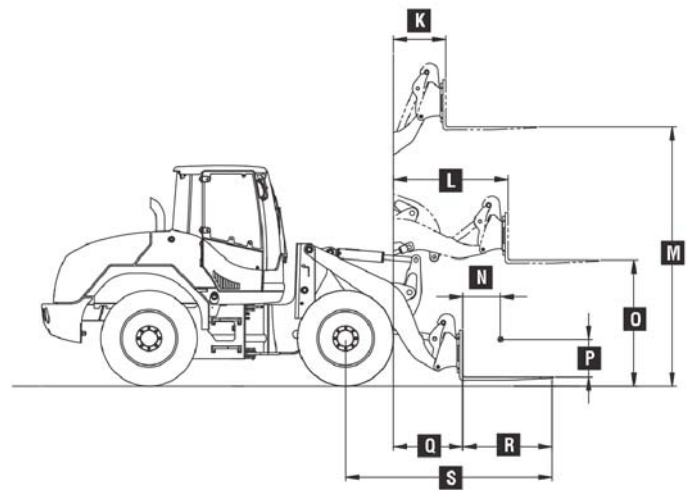
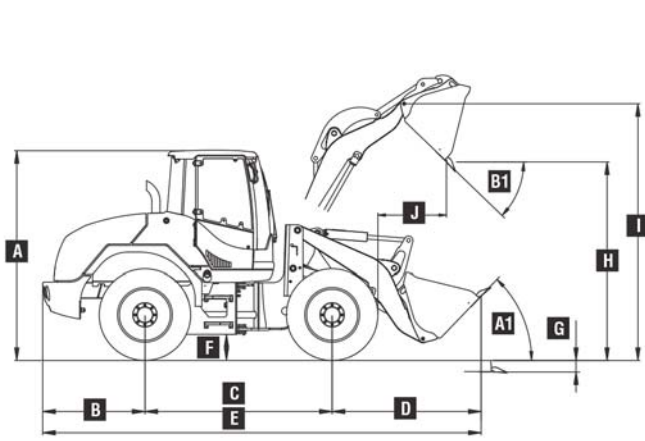
STANDARD EQUIPMENT

- Loader servo control
- Automatic proportional self-locking differential on front and rear axle
- Inching control on brake pedal (transmission speed regulations)
- Antipollution tank plug
- Bucket with screwed teeth
- Reverse motion alarm
- Battery disconnecting switch
- Front and rear work lights
- Rotating lamp with magnetic fixing
- Shock absorbing and regulating "Deluxe" seat, with safety belt
- Regulating steering wheel
- Bucket electronic levelling
- Floating system
- Heating plant
- Air filter in aspiration from outside
- Rotoform front mudguards
- Tool box
- Use and maintenance manual, spare parts catalogue
- Accessories for road circulation
- Italian road homologation for daily and night circulation
- CE Certification

OPTIONAL EQUIPMENT

- Hydraulic quick bucket connection
- Universal forks
- Enlarged bucket
- Extra enlarged bucket for light material
- Enlarged bucket for light material having higher unloading
- Paper and branches grab
- Bucket with side unloading
- Mixer bucket
- Wood grab
- Snow blade or snow plough
- Front rotating brush with bucket
- Teeth blade
- Asphalt concrete milling
- Inching control manually operated
- Electronic weighting system
- Air conditioning
- Radio
- Theft protection
- Ride control
- Video camera
- Screwed teeth with capsule
- Screwed below teeth blade
- Waldded teeth
- Fan drive with electronic reverse
- Pneumatic seat

For other accessories and equipment for characteristics and dimension, please see the "equipment catalogue".



Data with universal forks Centre of gravity 500 mm		STD.
Operative load EN 474-3 (80%)	kg	5095
Operative load EN 474-3 (60%)	kg	3821

Date according to bucket type PL 1105 with 20,5 - 25 tyres	STD.	ENLARGED	EXTRA ENLARGED	4:1	HIGHER UNLOADING	LONG BOOM WITH STANDARD BUCKET	
Capacity heaped	m ³	2,1	2,5	3,0	2,0	3,5	2,1
Material density	kg/m ³	1800	1500	1200	1900	800	1800
Tipping load with aligned machine (ISO 14397)	kg	9797	9730	10135	9690	9873	8538
Tipping load in max articulated position (40°) (ISO 14397)	kg	8802	8742	9106	8715	8870	7672
Lifting capacity at max height	kN	55,67	54,67	53,67	55,14	47,00	53,58
Breakout force	kN	104,6	95,98	80,45	104,6	68,40	107,85
E total length	mm	6635	6707	6851	6635	7044	7060
Bucket width	mm	2540	2540	2540	2540	2500	2540
Rotation diameter	mm	11965	12020	12135	11965	12300	12313
G digging depth	mm	100	100	100	100	120	150
H dump height 44°	mm	2930	2860	2720	2930	4457	3292
D front outreach	mm	2275	2347	2491	2275	2684	2700
J reach at max height	mm	1150	1223	1366	1150	1505	1420
Height at pin	mm	/	/	/	/	4780	4182
Operating weight	kg	11650	11750	12150	11700	12700	12250
Weight with hydraulic quick bucket connection	kg	11850	11950	12350	11900	12900	12420

PL 1105 20,5 x 25 tyres	
A	3065 mm
B	1460 mm
C	2900 mm
F	515 mm
A1	44°
B1	44°
I	3850 mm
K	841 mm
L	1706 mm
M	3685 mm
N	500 mm
P	500 mm
Q	1078 mm
R	1400 mm
S	3196 mm
T	5527 mm
O	1740 mm
V	3050 mm

PALOAD is mark produced by Palazzani Industrie S.p.A.
NC 548 A 18 Technical sheet PL 1105 english



COMPANY WITH
QUALITY SYSTEM
CERTIFIED BY DNV GL
= ISO 9001 =

CE MACHINE IN CONFORMITY TO THE
NEW MACHINES' STANDARDS
We reserve the right to change technical data,
so all characteristics are purely indicative.
Pictures don't show necessarily the
machine in standard version.