

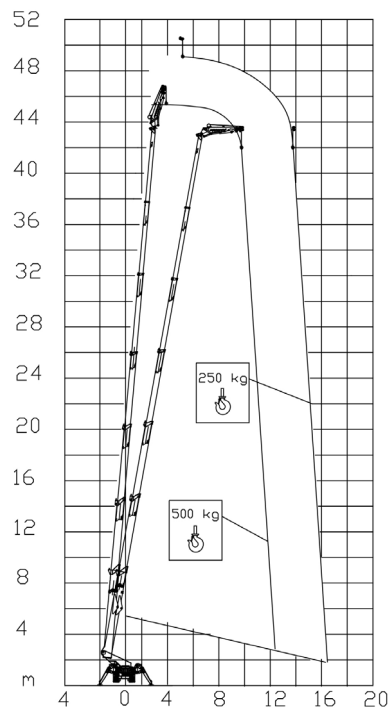




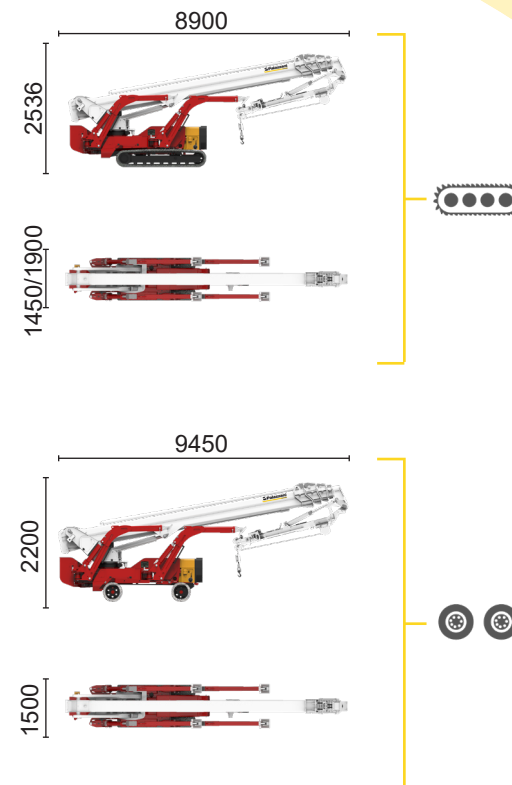
**BI-ENERGY**



 Diesel  
32,5 kW

 Single-phase  
Electric motor  
230VAC - 2,2 kW



500 kg	250 kg
12,5 m	16,5 m



XTJ 52+/C		51 m	16,5 m	500 kg	660°	240x70 cm	90°+80°	4,13-5,17 m	16%	42%	2 km/h	14980 kg	95 kN	4,49 kN/m <sup>2</sup>	7,01 kN/m <sup>2</sup>
XTJ 52+/R		51 m	16,5 m	500 kg	660°	240x70 cm	90°+80°	4,13-5,17 m	16%	21%	1,2 km/h	13000 kg	95 kN	3,89 kN/m <sup>2</sup>	7,64 kN/m <sup>2</sup>

Available power options:

**BI-ENERGY** (DIESEL+AC)

Characteristics and technical data are informative only and subjected to change without notice.

Palazzani Industrie S.p.A.

Via del Pavione, 4 - 25050 - Paderno F.C. (BS) - Italy

Tel. (+39) 0306857073

info@palazzani.it

www.palazzani.it

