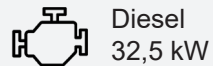




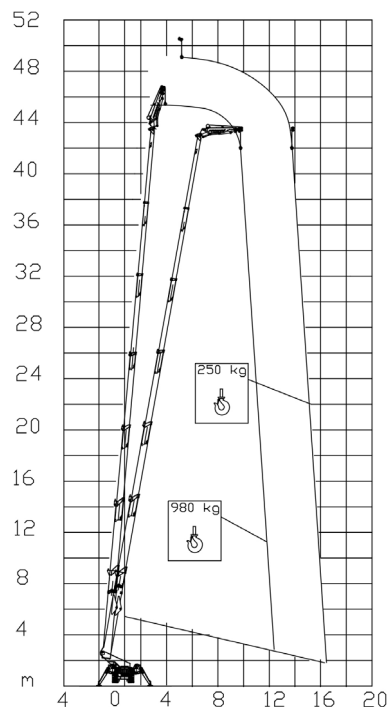
BI-ENERGY



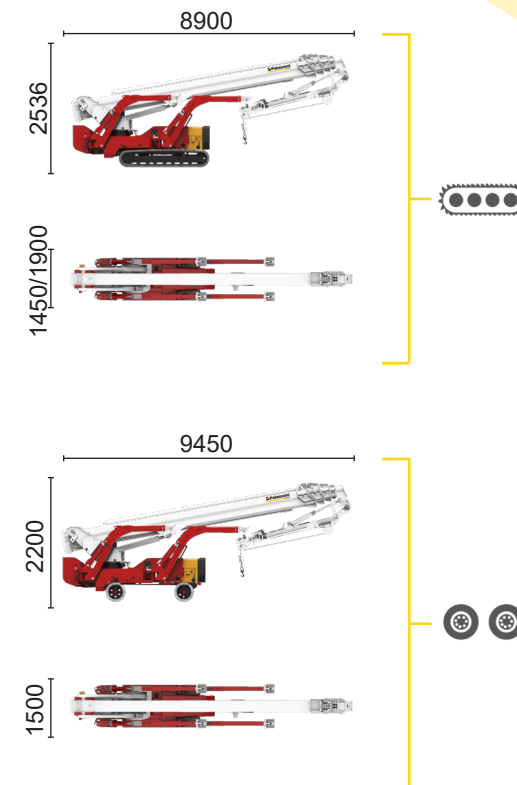
Diesel
32,5 kW



Single-phase
Electric motor
230VAC - 2,2 kW



980 kg	250 kg
12,5 m	16,5 m



XTJ 52+/C		51 m	16,5 m	980 kg	660°	240x70 cm	90°+80°	4,13-5,17 m	16%	42%	2 km/h	14980 kg	95 kN	4,49 kN/m ²	7,01 kN/m ²
XTJ 52+/R		51 m	16,5 m	980 kg	660°	240x70 cm	90°+80°	4,13-5,17 m	16%	21%	1,2 km/h	13000 kg	95 kN	3,89 kN/m ²	7,64 kN/m ²

Available power options:

BI-ENERGY (DIESEL+AC)

Palazzani Industrie S.p.A.

Via del Pavione, 4 - 25050 - Paderno F.C. (BS) - Italy

Tel. (+39) 0306857073

info@palazzani.it

www.palazzani.it



NC 850 A 22